
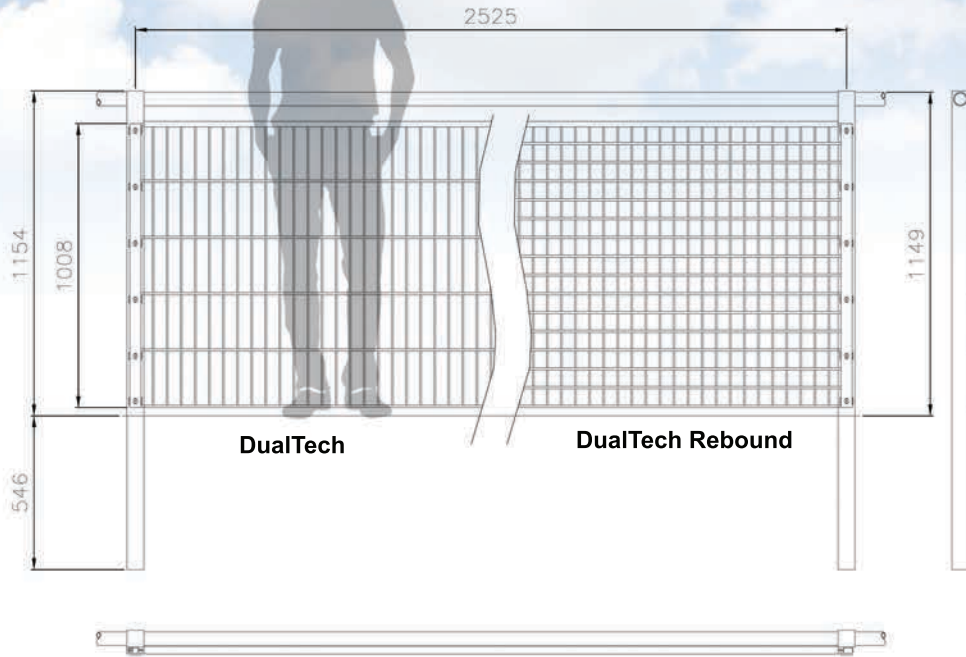
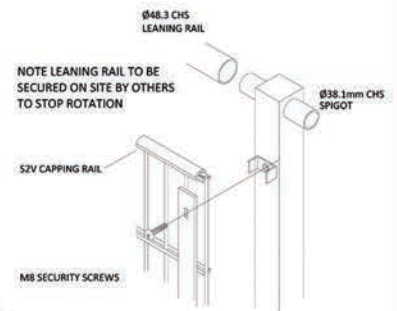


SPECIFICATION SHEET

1.2m Spectator System



- POSTS:- 60x60 SHS C/W PLASTIC CAP
- LEANING RAIL:- Ø48.3 CHS
- LACING STRAP:- 40x6 RSF
- FIXING:- M8 SECURITY SCREW
- MESH PANEL:- EITHER DUEX 868 OR DUEX REBOUND 868
- MESH TOP RAIL:- S2V CAPPING RAIL
- CORNER POSTS:- 80x80 SHS C/W FLANGES



• Pitch incorporating 5m system